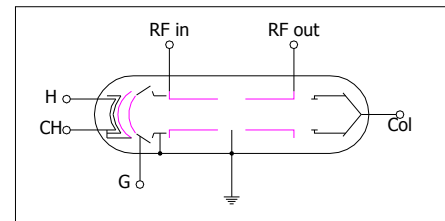



Features

Frequency range	3,0 to 3,4 GHz
RF peak output power	10 kW
RF average output power	500 W
Gain	28 dB
Duty cycle	5 %

Description

The LO-303M2 is a ring and bar, grid-pulsed and liquid cooled traveling wave tube for use as a driver or output tube in advanced radar system and test equipment. Each tube delivers at least 10 kW of RF peak power and minimum 500 W of average output power in S band without adjustment. The tube has a metal-ceramic vacuum envelope, single-stage depressed collector and periodic permanent magnet focusing structure.



H – heater; CH – cathode-heater;
G –grid; Col – collector

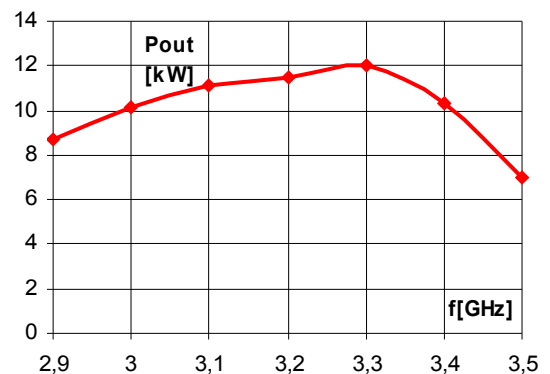
RF Performance Requirements

TECHNICAL DATA	MIN	MAX	UNITS
Frequency range	3,0	3,4	GHz
RF peak output power	10	-	kW
RF average output power	500	-	W
Gain	28	-	dB
RF drive power	-	12	W
Load VSWR	max 2:1		

Electrical Requirements

TECHNICAL DATA	MIN	MAX	UNITS
Cathode voltage	-15	-17,5	kV
Collector voltage	83±2 % cathode voltage		
Grid bias voltage	-250	-350	V
Grid pulse voltage	+400	+600	V
Cathode pulse current	3,0	4,0	A
SWS pulse current RF	0,5	0,9	A
Duty cycle	-	5,0	%
Pulse width	-	50	µs
Ion pump voltage	-	-2	kV
Heater voltage	7,0	10,0	V
Heater current	4,2	4,8	A
Heater warm-up time	4	-	min

Chart



Output power versus input frequency

Notes

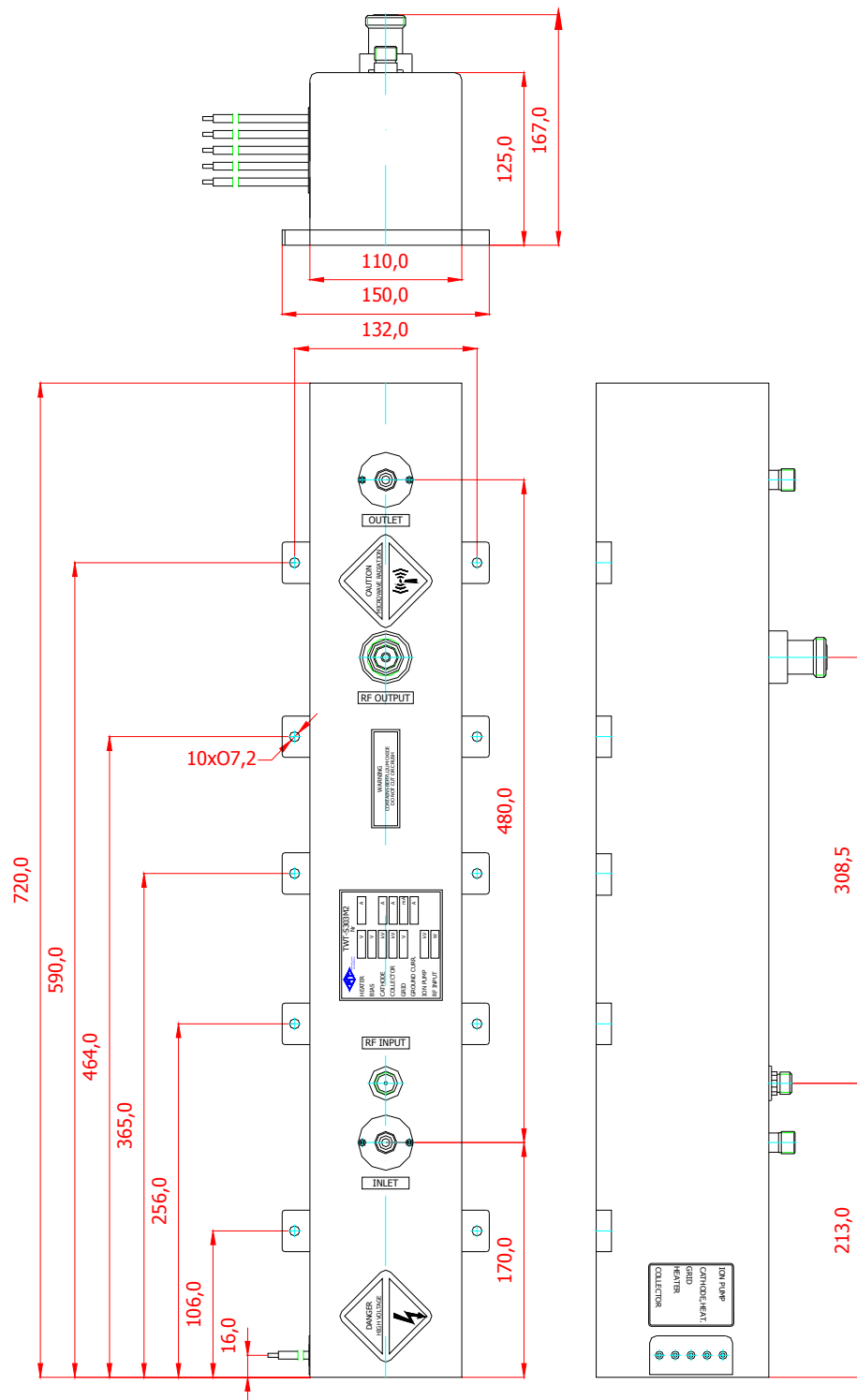
- The cathode and ion pump voltages are measured with respect to the ground.
- The heater, grid and collector voltages are measured with respect to the cathode.
- Optimum output power may occur after slight tuning of grid pulse voltage and RF input power at operating frequency.

Mechanical Description

Dimensions	See Outline Drawing
Weight	13,5 kg
Liquid cooling	Min.4.0 l/minutes, max 60°C on inlet
Mounting Position	Any
RF input connector	N 50
RF output connector	7-16 DIN

PIT - RADWAR S.A.
WROCLAW DIVISION

50-425 Wrocław, ul. Krakowska 64, Poland; tel. (+48) 71-342-65-54; fax (+48) 71-342-58-59; e-mail: sales@dolam.pl
53-439 Wrocław, ul. Grabiszyńska 97 tel. (+48) 71-361-18-19 ; fax. (+48) 71-361-73-19; e-mail: office@pitow.wroc.pl



The mechanical dimensions can be modified. Current detailed outline drawing are available on request.
All mechanical dimensions are in [mm].

PIT - RADWAR S.A. WROCLAW DIVISION

50-425 Wrocław, ul. Krakowska 64, Poland; tel. (+48) 71-342-65-54; fax (+48) 71-342-58-59; e-mail: sales@dolam.pl
53-439 Wrocław, ul. Grabiszyńska 97 tel. (+48) 71-361-18-19 ; fax. (+48) 71-361-73-19; e-mail: office@pitow.wroc.pl